


By: Devora  
Rabrowsitz

### Dot to Dot



### Activity sheet

Step-by-step how to draw a smile



# Purim

## Unscramble

uprmi = \_\_\_\_\_  
Seddu = \_\_\_\_\_  
MSKd = \_\_\_\_\_

## Crossword Puzzle

**Down** →

1. Jewish holiday in 731C 370.

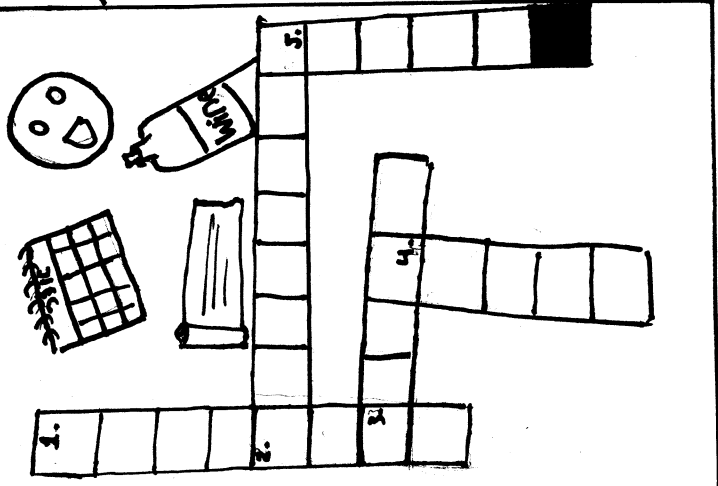
2. Something we wear on our face to dress up.

3. A meal we eat on Purim.

4. It happens when you drink alot of wine.

Code:

A = B = C = D = E = F = G = H = I = M = P = R = U = V = W = X = Y = Z =



## Purim tic-tac-toe

Player 1 - Player 2 -







Figure out the secrets by using the code!



Cut out the puppets on the dotted lines after you color them in. Then tape on a Popsicle stick, straw, or even a stick from outside. If you have, you should print it out on cardstock paper to protect it from being flimsy.

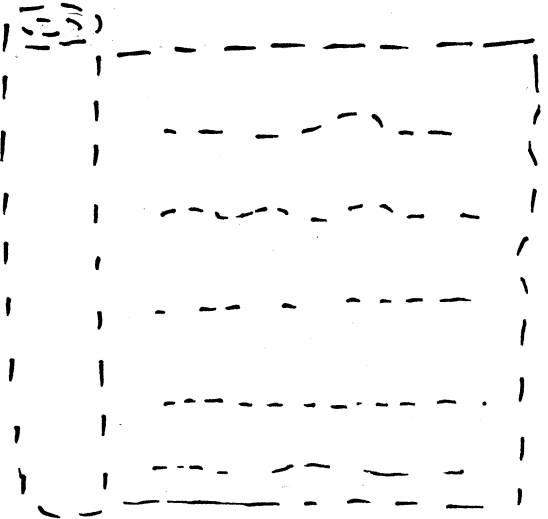
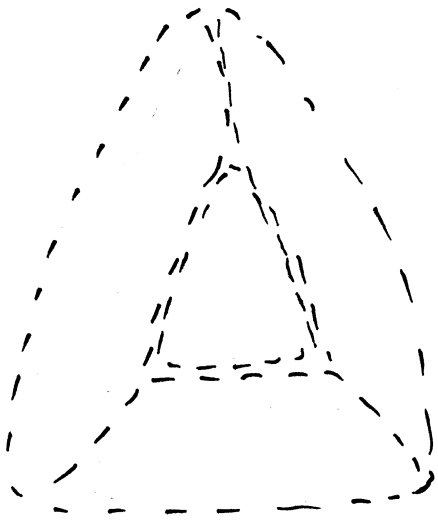
Haman



Mordechai



Trace the lines to create a picture.



- color code
- 1 - tan
  - 2 - Purple
  - 3 - light brown
  - 4 - yellow
  - 5 - Pink
  - 6 - yellow

Purim color By number

